

2024


Term Assessment 2

Briefing to Students

3 April 2024, WED

APRIL 2024

SUN	MON	TUE	WED	THU	FRI	SAT
	1	2	3	4	5	6
7	8	9	10	11	12	13
14	15	16	17	18	19	20
21	22	23	24	25	26	27
28	29	30				



We are here

TA 2
Sec 4&5
25 Apr - 10 May
Sec 2 & 3
26 Apr - 10 May

MAY 2024

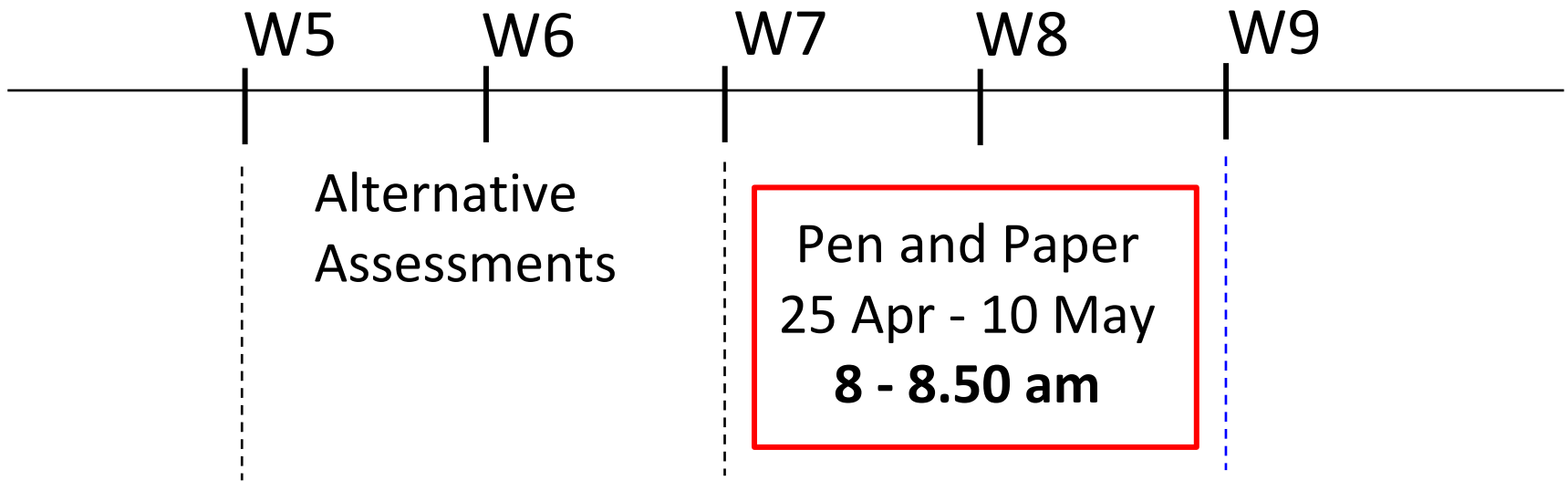
SUN	MON	TUE	WED	THU	FRI	SAT
			1	2	3	4
5	6	7	8	9	10	11
12	13	14	15	16	17	18
19	20	21	22	23	24	25
26	27	28	29	30	31	

Sec 1
3 - 9 May


TA 2

Term Assessment 1

Pen and Paper (PP) Assessments



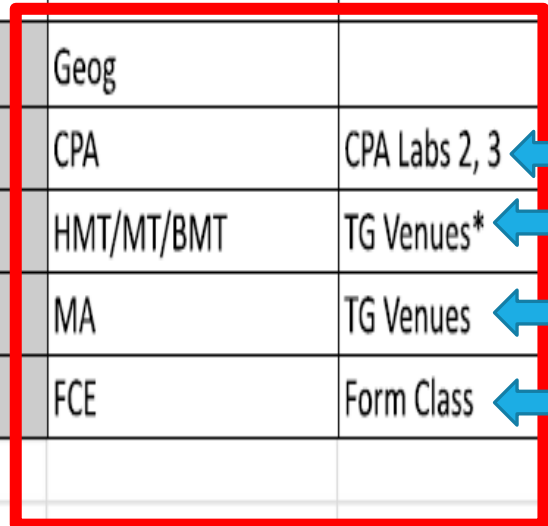
Note: You may not have a PP every day from 7th to 27th Feb



How would you know?
Check your Term Assessment Schedule!!!

Example of Term Assessment Schedule

		All Classes	Perspective) (DDL)		
Term 1 Week 7 (14 - 18 Feb 2022)	Students will submit tasks during lessons		2TG 2, 3, 4, 6, 7, 8, 9	Hist - A.A (DDL)	
			2TG 2, 3, 4, 6, 7, 8, 9		
	Thu	17 Feb 2022	2TG 1, 5		Geog
	Fri	18 Feb 2022	All TGs		CPA
Term 1 Week 8 (21 - 25 Feb 2022)					CPA Labs 2, 3
	Tue	22 Feb 2022	All TGs		HMT/MT/BMT
	Wed	23 Feb 2022	All Classes		MA
					TG Venues*
					Form Class



Where to find the Exam Timetables

- Timetables have been posted on **class noticeboards** and **school website**.



- Letters to Parents have been issued through **Parents' Gateway**
- Parents will be able to access the Exam Timetable through the PG App

What if you do not have PP assessment on a certain day?

If you do not have PP assessment on a certain day



- Your FTs or subject teachers will update you (lesson / self study)

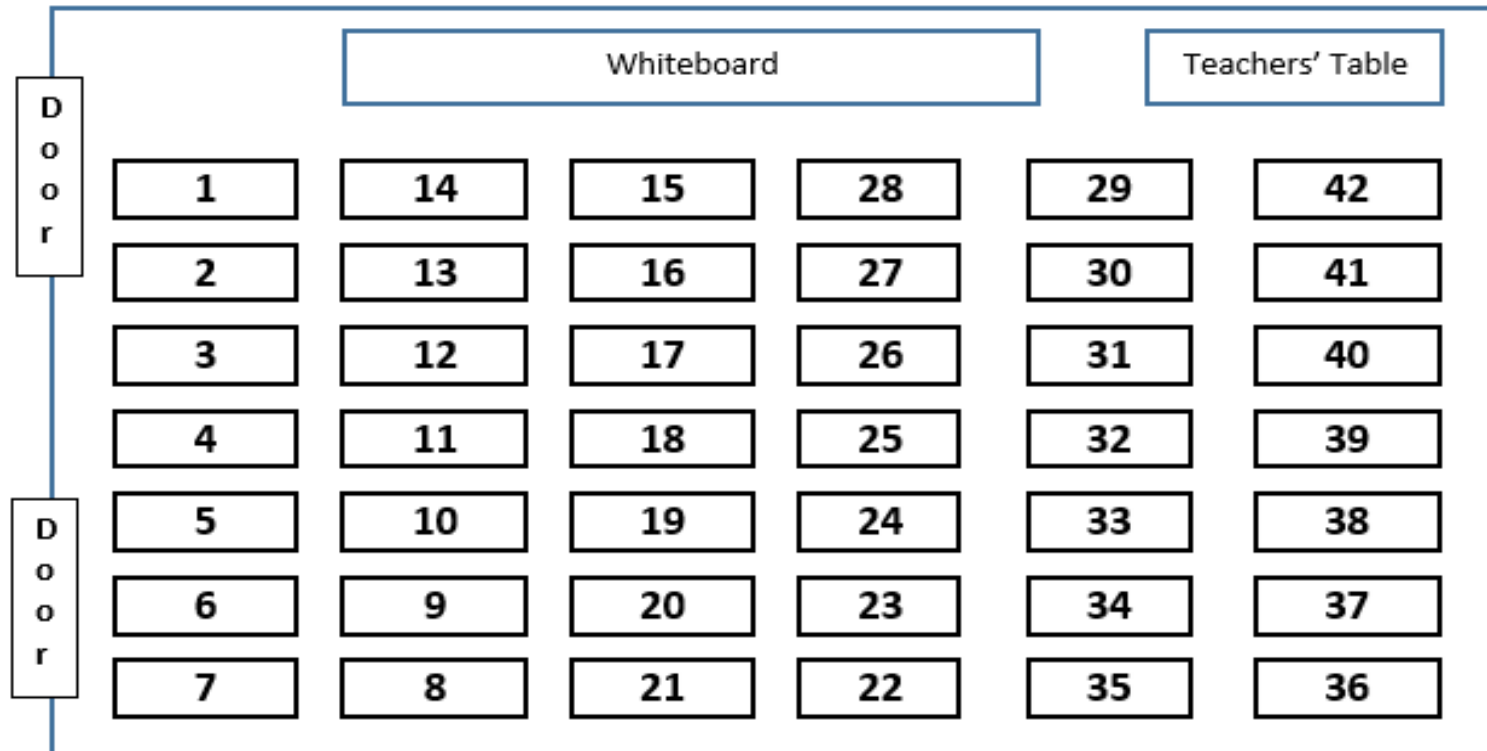


- **REPORT TO SCHOOL AS USUAL**
 - Morning assembly and attendance will be taken
 - Proceed as instructed by your FT (lesson / self study)
- PLEASE STRICTLY FOLLOW YOUR FTs' INSTRUCTIONS**

Seating Arrangements (Whole Class)

– by 24 April (Wed)

- Tables & Chairs arranged in **6 by 7**.



What to do on the day of TA1- PPs

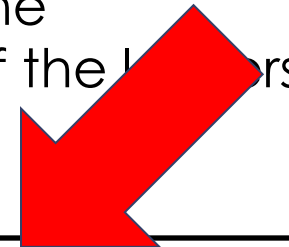
Before PP

- **All students** to report directly to form classroom at **7.20 am (Even if you do not have a paper that day)** (Listen carefully to morning announcement)
- National anthem and pledge taking in classroom
- Lower Sec & AA students will then proceed to TG Venues & Langscape
- Be seated in the classroom by **7.50am**
- Hand phones to be on **silent mode** and **in your lockers** and not in your pockets.
- Bags to be placed on the floor outside the classrooms. Do not place them on top of the lockers.
- PPs from **8 to 8.50am**

During PP

- **No visiting of toilets during PPs.**

Official (Closed) / Non Sensitive



Venues for TA 2

Sec 1 & 2 students:

- respective TG venues (except for MT papers)
- Please check with your MT teachers for specific venues.

Sec 3 to 5 students:

- Form Classes

Students with Access Arrangements (AA)

ALL AA students to report to the **Langscape**
(beside Computer Labs)



After PPs ..

- Do not loiter around corridor. Keep noise level low.
- Lessons & CCA continue as per normal at 9 am

Q: I am not feeling well. What should I do?

- ❑ **If you are unwell, pls stay at home** – see a doctor and get an MC
- ❑ Be considerate to others – don't spread your germs, especially if you have an infectious condition.
- ❑ You should NOT come to school to take your paper, and request to go home after that. If you wish to go home early during TA period, **your parents must come to school to get you.**

Recommendation: Your MC should state that you are “**NOT FIT FOR EXAMS**” or specify your diagnosis, e.g. Stomach flu or influenza




Q: What happens if I need to be absent?

- ❑ If you have other personal reasons – talk to your FTs prior to exam. Some reasons may not be approved
- ❑ Submit your documents **immediately** – ie on the day you return to school.



What happens if I am absent?

- There will be **no make up paper** for PPs.
- You will be given the TA paper for self-practice to assess your understanding.
- You should seek your subject teachers for consultation **within 3 working days**.
- Marks will be **pro-rated** if there is a Valid Reason / MC



Misconduct & Malpractices During TA (AA & PP) / EOY

EXAM CONDUCT – at start, during, after exam

At start: You must not flip open or turn over the question paper until you are instructed to do so.

At end: You must **stop writing** and close the answer booklet after the invigilator has made the announcement to do so.

You are to **remain seated quietly** while your answer script is being collected and counted.

During exam: you must not leave the examination venue, unescorted or without permission from the examination personnel.



EXAM MISCONDUCT

All forms of examination misconduct or malpractices are treated very seriously (the school aligns its policy as closely as possible to the National Exams standard)

EXAM MISCONDUCT

You **must not commit** or **attempt** any acts of **dishonesty**, or **support such acts** either by **commission** or **omission**.

For example,

- writing information / notes** on any part(s) of your body or stationery brought into the exam venue.
- using unauthorised devices,**
- flipping open or turn over** the question paper when no instructions were given,
- giving answers to or obtaining answers** from another candidate.



EXAM MISCONDUCT

Any **communication** or **attempt** to **communicate**, **verbal** or **non-verbal**, can be deemed as **cheating** or **attempting to cheat**. (e.g. talking while Question Papers are being distributed or collected)

Students should only **face** the **front** and **not turn around** at all times.



EXAM MISCONDUCT

You must not bring in any **unauthorised** materials or object into the examination. E.g., **file or paper with notes**, or **handphone** or **other digital devices (such as a smart watch)**.

Bringing any electronic or communication devices into the examination room, consciously or otherwise, you will **BE LIABLE FOR DISCIPLINARY ACTION** i.e. no excuse even if you have genuinely forgotten.

Check UNDERNEATH your tables, pockets, pencil cases, calculator etc.

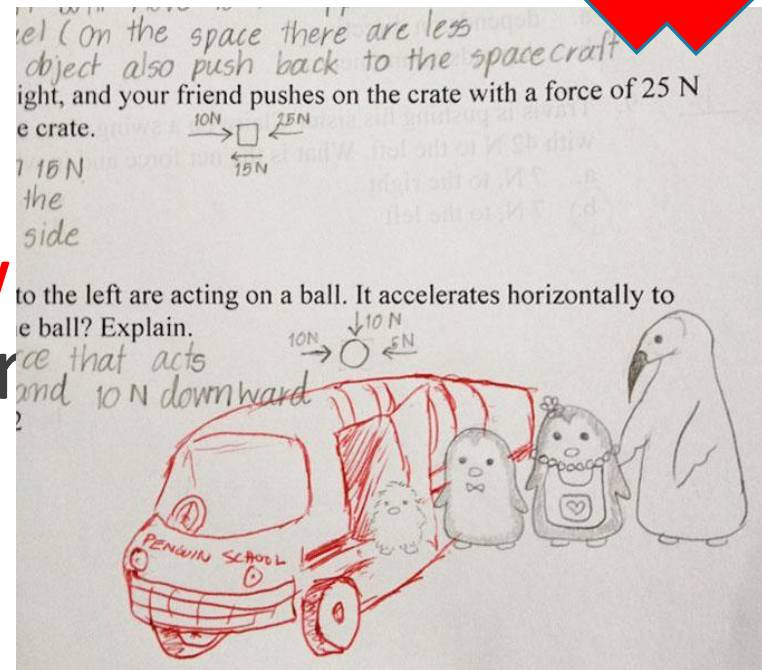


Official (Closed) / Non Sensitive

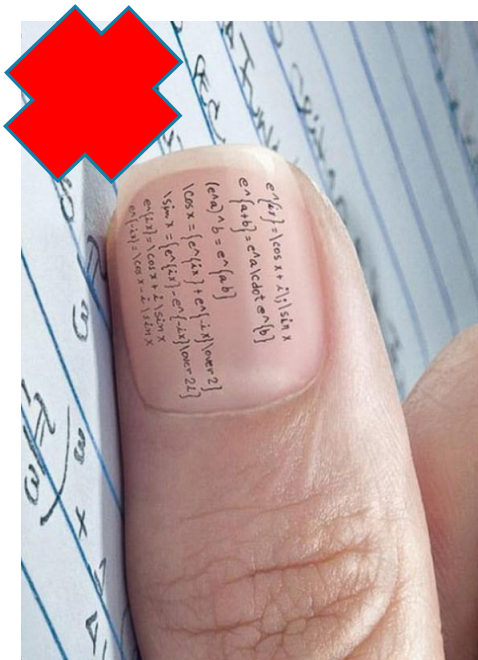
EXAM MISCONDUCT – an act of disrespect

Do not **disfigure** the examination paper.

You **must not write** or **draw** anything that is **offensive** or **obscene** in your answers. Even if it is a **harmless doodle**.



Malpractice



- ❑ All forms of cheating or attempting to cheat are treated very seriously
- ❑ Examples: even if you genuinely forget to place your hp in your bags and are found with the hp in your pockets, or you left your file underneath the table ❑ you are liable for disciplinary action

Check UNDERNEATH your tables, pockets, pencil cases, calculator etc.

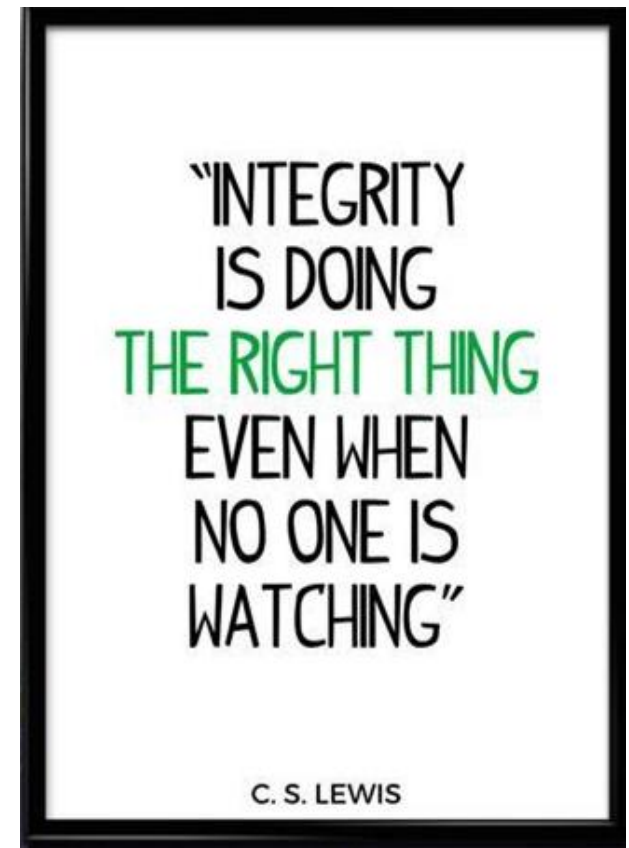
Consequences of Malpractice

If you **fail to comply** with abovementioned rules or any other additional instructions for any specific examination paper or subject, you would be deemed to have **breached** the examination rules.

- Results for the paper may be **void (zero marks)**,
- Conduct grade** may be adversely **affected**,
- Parents may be informed,
- Offence** may be **recorded** in official MOE records.

Integrity

Uphold your **integrity** in all assessments, including ‘alternative assessments’, ‘pen and paper’ tests, class tests and examinations.



In conclusion...

I follow three rules: Do the right thing, do the best you can, and always show people you care.

Lou Holtz

Take good care of yourself !!!

